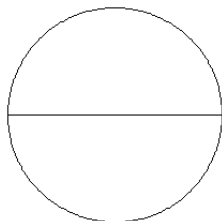


# Modèles de Fractions (A)

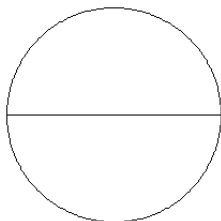
Pour chaque modèle, colorez la portion du cercle représentée par la fraction associée.

1.



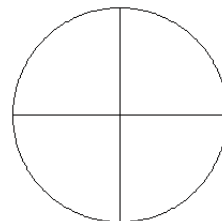
$\frac{2}{2}$

2.



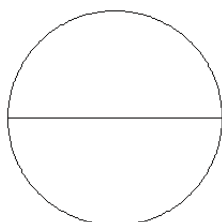
$\frac{1}{2}$

3.



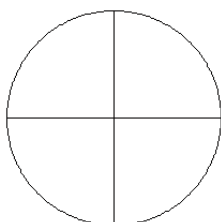
$\frac{3}{4}$

4.



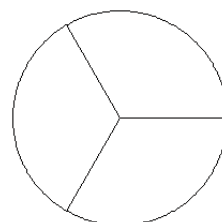
$\frac{1}{2}$

5.



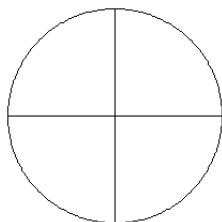
$\frac{2}{4}$

6.



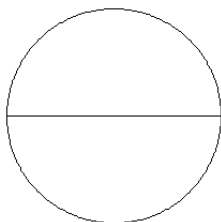
$\frac{2}{3}$

7.



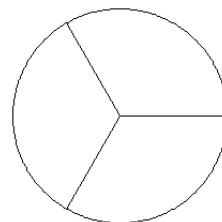
$\frac{1}{4}$

8.



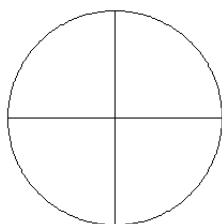
$\frac{2}{2}$

9.



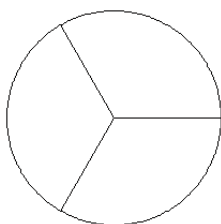
$\frac{2}{3}$

10.



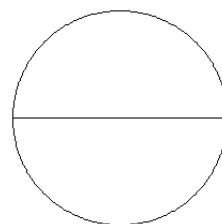
$\frac{3}{4}$

11.



$\frac{1}{3}$

12.

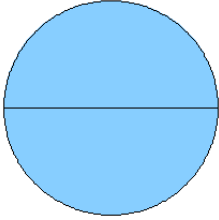


$\frac{0}{2}$

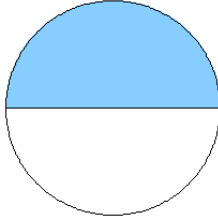
# Modèles de Fractions (A) Solutions

Pour chaque modèle, colorez la portion du cercle représentée par la fraction associée.

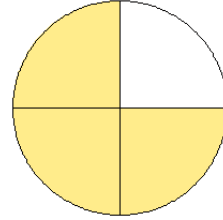
1.



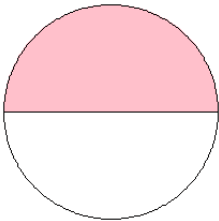
2.



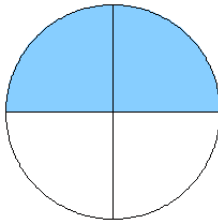
3.



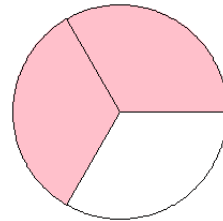
4.



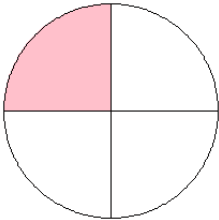
5.



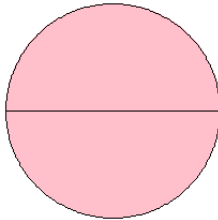
6.



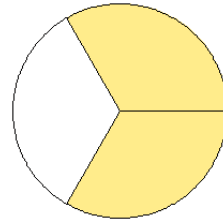
7.



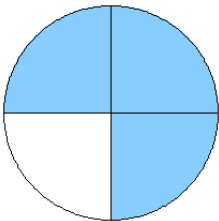
8.



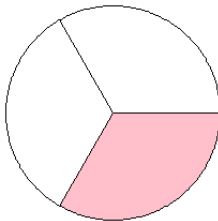
9.



10.



11.



12.

